

Print, fill in and email back.

Tel: 01935 816168 Email: neil@billbutterwindows.co.uk

Your Details

Name

Address

Tel

Fax

Mobile

Email

Project Details

Collect Deliver

Required Date

Delivery Address

Delivery Contact

Delivery Telephone

Customer Reference

Customer Order No

Project Type: Newbuild Refurbishment Subject to Building Regs

Window 1: Specification Section

Window Profile

Bevelled (2500 series)
 Sculptured (2800 series)

Quantity

Location

Width

Height

Mullion

Transom Drop

Viewed from outside

FRAME OPTIONS

Window Colour

Smooth White
 Pure White Grain
 Heritage White Grain
 Classic Cream
 Ice Cream Grain
 Irish Oak
 Rosewood
 Golden Oak
 Chartwell Green Grain
 Anthracite Grey Grain

Other:

Window Colour Internal

Smooth White
 To Match Outside

Other:

Reinforcement

Standard
 Full

Transoms & Mullions

Mechanical
 Welded

Dummy Vents




Dummy Vents

HARDWARE

Handle Colour

White
 Black
 Chrome
 Satin Chrome
 Gold

Handle Type

Standard 
 Monkey Tail 
 Teardrop 

Dummy Peg Stay

Monkey Tail
 Teardrop

Locking Mechanism

Locking
 Non-locking

Hinge Type

Standard
 Egress/Easy Clean
 Restrictor

GLAZING

Energy Rating

Unglazed
 A Rated
 B Rated
 C Rated - Laminated Glass

Obscure Glass
Pattern:

Glazing Method

Temporary Glazed
 Fully Glazed

Spacer Bar Colour

White
 Grey
 Black

Toughened Glass

Toughened Glass (illustrate location)

EXTRAS

Trickle Vent

Glazing Bars

Astragal Bar (illustrate layout)
 Internal Fret (illustrate layout)

Lead Work

Square
 Diamond

Sill

No sill
 Stubb
 150mm
 180mm
 250mm




Secured by Design

Secured by Design




Special instructions:



Window 2: Specification Section

<p>Window Profile</p> <input type="checkbox"/> Bevelled (2500 series) <input type="checkbox"/> Sculptured (2800 series) <p>Quantity</p> <input type="text"/>	<p>FRAME OPTIONS</p> <p>Window Colour</p> <input type="checkbox"/> Smooth White <input type="checkbox"/> Pure White Grain <input type="checkbox"/> Heritage White Grain <input type="checkbox"/> Classic Cream <input type="checkbox"/> Ice Cream Grain <input type="checkbox"/> Irish Oak <input type="checkbox"/> Rosewood <input type="checkbox"/> Golden Oak <input type="checkbox"/> Chartwell Green Grain <input type="checkbox"/> Anthracite Grey Grain <p>Other: <input type="text"/></p> <p>Window Colour Internal</p> <input type="checkbox"/> Smooth White <input type="checkbox"/> To Match Outside <p>Other: <input type="text"/></p> <p>Reinforcement</p> <input type="checkbox"/> Standard <input type="checkbox"/> Full <p>Transoms & Mullions</p> <input type="checkbox"/> Mechanical <input type="checkbox"/> Welded <p>Dummy Vents</p> <input type="checkbox"/> Dummy Vents	<p>HARDWARE</p> <p>Handle Colour</p> <input type="checkbox"/> White <input type="checkbox"/> Black <input type="checkbox"/> Chrome <input type="checkbox"/> Satin Chrome <input type="checkbox"/> Gold <p>Handle Type</p> <input type="checkbox"/> Standard  <input type="checkbox"/> Monkey Tail  <input type="checkbox"/> Teardrop  <p>Dummy Peg Stay</p> <input type="checkbox"/> Monkey Tail <input type="checkbox"/> Teardrop <p>Locking Mechanism</p> <input type="checkbox"/> Locking <input type="checkbox"/> Non-locking <p>Hinge Type</p> <input type="checkbox"/> Standard <input type="checkbox"/> Egress/Easy Clean <input type="checkbox"/> Restrictor	<p>GLAZING</p> <p>Energy Rating</p> <input type="checkbox"/> Unglazed <input type="checkbox"/> A Rated <input type="checkbox"/> B Rated <input type="checkbox"/> C Rated - Laminated Glass <p><input type="checkbox"/> Obscure Glass</p> <p>Pattern: <input type="text"/></p> <p>Glazing Method</p> <input type="checkbox"/> Temporary Glazed <input type="checkbox"/> Fully Glazed <p>Spacer Bar Colour</p> <input type="checkbox"/> White <input type="checkbox"/> Grey <input type="checkbox"/> Black <p>Toughened Glass</p> <input type="checkbox"/> Toughened Glass (illustrate location)	<p>EXTRAS</p> <input type="checkbox"/> Trickle Vent <p>Glazing Bars</p> <input type="checkbox"/> Astragal Bar (illustrate layout) <input type="checkbox"/> Internal Fret (illustrate layout) <p>Lead Work</p> <input type="checkbox"/> Square <input type="checkbox"/> Diamond <p>Sill</p> <input type="checkbox"/> No sill <input type="checkbox"/> Stub <input type="checkbox"/> 150mm <input type="checkbox"/> 180mm <input type="checkbox"/> 250mm <p>Secured by Design</p> <input type="checkbox"/> Secured by Design
<p>Viewed from outside</p> <div style="border: 1px solid black; height: 100px; width: 100%;"></div>				
<p>Special instructions:</p> <div style="border: 1px solid black; height: 50px; width: 100%;"></div>				

Window 3: Specification Section

<p>Window Profile</p> <input type="checkbox"/> Bevelled (2500 series) <input type="checkbox"/> Sculptured (2800 series) <p>Quantity</p> <input type="text"/>	<p>FRAME OPTIONS</p> <p>Window Colour</p> <input type="checkbox"/> Smooth White <input type="checkbox"/> Pure White Grain <input type="checkbox"/> Heritage White Grain <input type="checkbox"/> Classic Cream <input type="checkbox"/> Ice Cream Grain <input type="checkbox"/> Irish Oak <input type="checkbox"/> Rosewood <input type="checkbox"/> Golden Oak <input type="checkbox"/> Chartwell Green Grain <input type="checkbox"/> Anthracite Grey Grain <p>Other: <input type="text"/></p> <p>Window Colour Internal</p> <input type="checkbox"/> Smooth White <input type="checkbox"/> To Match Outside <p>Other: <input type="text"/></p> <p>Reinforcement</p> <input type="checkbox"/> Standard <input type="checkbox"/> Full <p>Transoms & Mullions</p> <input type="checkbox"/> Mechanical <input type="checkbox"/> Welded <p>Dummy Vents</p> <input type="checkbox"/> Dummy Vents	<p>HARDWARE</p> <p>Handle Colour</p> <input type="checkbox"/> White <input type="checkbox"/> Black <input type="checkbox"/> Chrome <input type="checkbox"/> Satin Chrome <input type="checkbox"/> Gold <p>Handle Type</p> <input type="checkbox"/> Standard  <input type="checkbox"/> Monkey Tail  <input type="checkbox"/> Teardrop  <p>Dummy Peg Stay</p> <input type="checkbox"/> Monkey Tail <input type="checkbox"/> Teardrop <p>Locking Mechanism</p> <input type="checkbox"/> Locking <input type="checkbox"/> Non-locking <p>Hinge Type</p> <input type="checkbox"/> Standard <input type="checkbox"/> Egress/Easy Clean <input type="checkbox"/> Restrictor	<p>GLAZING</p> <p>Energy Rating</p> <input type="checkbox"/> Unglazed <input type="checkbox"/> A Rated <input type="checkbox"/> B Rated <input type="checkbox"/> C Rated - Laminated Glass <p><input type="checkbox"/> Obscure Glass</p> <p>Pattern: <input type="text"/></p> <p>Glazing Method</p> <input type="checkbox"/> Temporary Glazed <input type="checkbox"/> Fully Glazed <p>Spacer Bar Colour</p> <input type="checkbox"/> White <input type="checkbox"/> Grey <input type="checkbox"/> Black <p>Toughened Glass</p> <input type="checkbox"/> Toughened Glass (illustrate location)	<p>EXTRAS</p> <input type="checkbox"/> Trickle Vent <p>Glazing Bars</p> <input type="checkbox"/> Astragal Bar (illustrate layout) <input type="checkbox"/> Internal Fret (illustrate layout) <p>Lead Work</p> <input type="checkbox"/> Square <input type="checkbox"/> Diamond <p>Sill</p> <input type="checkbox"/> No sill <input type="checkbox"/> Stub <input type="checkbox"/> 150mm <input type="checkbox"/> 180mm <input type="checkbox"/> 250mm <p>Secured by Design</p> <input type="checkbox"/> Secured by Design
<p>Viewed from outside</p> <div style="border: 1px solid black; height: 100px; width: 100%;"></div>				
<p>Special instructions:</p> <div style="border: 1px solid black; height: 50px; width: 100%;"></div>				